



674-RENT



www.ftfarfan.com



@FTFRentals



ftfrentals

RENT WITH CONFIDENCE



JLG

JLG Manlifts

- Range: 45ft - 125ft
- Unrestricted Capacity: 500lbs
- Articulating JIB



JLG Scissor Lifts

- 26ft - 32ft w/extended platform
- Unrestricted Capacity: 529 - 922lbs
- Certified operator training services available



MODULAR ALUMINIUM SUSPENDED PLATFORM

- Capacity 1320lbs (600kg) or 2200lbs (1000kg) Unrestricted Capacity: 507lbs
- Standard platform length 5m (additional lengths available; charge applicable)



Atlas Copco

Compressors

- Range: 175cfm - 1200cfm @ 110 - 150PSI
- Meets and exceeds offshore specifications
- Instrument quality air available





Mi-T-M Electric Compressor

- 8cfm
- 125PSI max
- 120V / 18.8 AMPS



Generators

- Range: 60 - 500KW Meets and exceeds off shore specifications
- Output voltages 110/ 230/ 460 Volts
- Single Phase & 3 Phase
- Enclosed Units
- 4/0 power cables available, charges applicable



Portable Generators

- Range 5500-7000w
- Diesel & gas available
- 120 & 220 volts outlets





DNV Skids

- Welding plants and up to 500kw generators.
- All required off-shore certification



1CXT Mini Backhoe

- Load Capacity: 1466lbs
- Max Dig Depth 10ft 1in
- Engine Power 49hp 36kw
- Works in small spaces
- Rubber Tracks



Attachment



6" - 8" Pump Trash

- Range: 1000gpm- 3325gpm
- c/w suction & discharge hoses
- Standard hose provided- 25ft suction / 50ft discharge
- - Additional lengths will be an additional cost



Submersible and Trash Pump

4" Submersible and Trash Pump

- 2" Suction/Discharge Trash Pump
- c/w 4" suction & discharge hoses
- 475 GPM, 85 ft. MAX Head
- Pumps water with solid content as large as 2" in diameter



2" Submersible and Trash Pump

- Range- 211- 475gpm
- Solids 1-2"





Fuel Tanks

- Tank capacity: 248 - 528.3 gallons
- Refueling services available
- Comes with 12v Dc pump and 12v charger system



Atlas Copco

Atlas Copco Light Tower V4

- Vertical 30ft Mast w/ - 4-1000w halide light fixtures w/ 360 rotation
- Installed catch-pan / spillage-free frame
- 2- GFCI receptacle for powering external equipment
- 28 gallon fuel tank w/ up to 50 hours approx runtime (2.11L per hr)

Atlas Copco LED Light Tower V4

- 4-350w Bulbs
- 28 gallon fuel-150hrs runtime



Red-D-Arc Welderentals

Red-D-Arc E500 4-Pack Electric Welder

- Full range output control
- Rugged Tubular Pak-Lok-Frame
- Full environmental protection
- DC Amperage Range: 75 - 625 A
- Maximum OCV: 67
- Rated Output: 500 A at 40 VDC, 60% duty cycle.
- Three-Phase Rated Input Current:
 - 93 at 230 VAC, 46.5 at 460 VAC, 37.2 at 575 VAC
- 4 Pak Specifications & Dimensions :
 - Weight: 2498 lb (1133.1 kg)
 - H: 76" (1930 mm)
 - W: 57" (1448 mm)
 - D: 43.5" (1105 mm)



Red-D-Arc FX650XL Electric Welder 4-PAK or 8-PAK

- Multi-process welding
- Mobile frame; Improves safety by reducing jobsite clutter
- Full functionality without control cables



Red-D-Arc Welderrentals

Red-D-Arc DX450 Diesel Welder

- Processes: Stick, TIG, MIG, Flux-cored, Arc gouging
- 500AMP Generator Power
- Compact steel enclosure
- The DX450 is a 450 amp @ 100% duty cycle.
- Constant DC current, voltage.
- Diesel engine-driven welder.
- Runs on a 20-gallon fuel tank.
- Generates auxiliary power with 19 kW peak (17 kW continuous) of 3-phase 240V AC power.
- VRD technology (Voltage Reduction Device) reduces OCV (open circuit voltage).
- One of the quietest engine-driven welders available.
- Engine power is via a Kubota V2403M EPA Tier 4i, liquid-cooled, four-cylinder, 35.5 HP @ 1800 rpm.
- Four Welding Process Modes with Separate Arc Gouge Mode
- C-Stick (up to 1/4")
- Downhill Pipe (stick)
- Touch-Start DC TIG
- CV-Wire (up to 3/32")
- Arc Gouge mode (up to 5/16" carbon rods)



Hypertherm®

Powermax Plasma cutter

- Professional-grade Powermax 85 plasma metal cutting and gouging system for hand held cutting 1" and mechanized piercing 3/4"
- Professional-grade Powermax 105 plasma metal cutting and gouging system for handheld cutting 1-1/4" and mechanized piercing 7/8"



Consumables Available for Rent

Welding Leads:

- Standard length 100ft
- 75ft electrode
- 25ft ground
- 4/0 power cables (lengths of 25ft)
- 3/4" & 2" Air hoses



Electric Vibrator

- Shaft length: 14ft - 21ft
- Head: 35mm -67mm



Hilman Roller & Toejack

- 10 Toejack
- 30T rollers
- Available as a combo or separately



Coring Drill

- Electric 120V
- Varying coring bits (retail)
- Stabilizing stand/ RIG





MiTM Pressure Washer

High-pressure removes the grime and other residue that is often difficult or even impossible to remove.

- PSI-3500 / GPM - 3.3
- Belt driven - premium gas
- Hot & cold - premium gas & diesel

Belt Driven Pressure Washer Cold & Hot/Cold

- Equipped with the Mi-T-M Pressure Relief Start which eliminates pressure build-up in the system.
- Cold Water, Gasoline ,Belt Driven.
- Forged brass manifold.
- Thermal relief valve.
- Water filter with clear sleeve for screen inspection.
- Operates at a psi of 3500psi.
- Powder coated steel frame and base plate with 1 1/4-inch tube handles.
- Convenient gun/wand holder and hose wrap.
- Two-piece belt guard for quick access to belts.
- Top-fired powder coated heat exchanger (hot/cold unit)
- Diesel or kerosene fired burner (hot/cold unit)
- Temperature-150 °F/66 °C above ambient, maximum outlet temperature is 200 °F (hot/cold unit)



STIHL

STIHL TS420 Road Saw Hand Held

- 3.2kw 9000rpm
- Blade size: 14" max.
- Oil & gas mix



Plate Compactor

- 16.5kN vibration
- Honda GX160
- Base Plate Dimension - 27.4x19.6 inches



Atlas Copco

Pneumatic/ Hydraulic Breakers

- Impact rate range: 500 - 1500 blows/min



Trench Rammer

- Engine Power 4.7hp
- Blows per minute 450-600bpm
- Impact Force-20.5kN
- Diesel powered



Walk Behind G110 Tractor

W/ Attachments:

Rear Plough, Rotary Tiller, 30" Rotary, Brushcutter, Sulky Seat, Plough Kit.

- Oil-bath gearbox
- Side and height-adjustable, reversible handle bar mounted on shock-absorbers
- Active clutch
- Reverse gear lever on the handlebar
- Max. speed 5 km/h
- Automatic decelerating device in reverse gear
- Quick gear-inverter through lever



Attachments





PRO-TURN 260 Mower

- Blade tip speed: 18000
- Cutting width: 60 inches
- Cutting height (minimum): 1.5 inches
- Cutting height (maximum): 5.5 inches
- Deck lift: Foot-operated
- Deck engagement: Electric
- Drive system: Belt-driven
- Fuel tank volume: 13.4 gallons
- Fuel type: Gasoline
- Ground speed (forward): 13 mph
- Ground speed (reverse): 6 mph
- Unit width: 75 inches
- Horsepower: 27 hp
- Unit length: 80 inches
- Unit height: 48 inches
- Seat Suspension
- Weight: : 1336 pounds



Kioti PX1052

- 105 Hp Perkins engine (4 cylinder) Cutting width: 60 inches
- 32 speed gearbox Forward/backward
- 4 ranges - High, Low, Middle, Creep
- Power Shuttle System
- Built in Creeper Gear Range
- Power Take Off (PTO)- Automatic & Manuel
- User Friendly - AC & Cooler Inside the cab. sun-roof and side glass can be opened.
- Rotary Cutter Attachment /Bruch cutter - 540 only PTO speed



Landpride RCF27

- Smooth top design
- All welded deck
- Clevis style lower hitch
- Floating top hitch
- 84 inch Pull-type model available
- Dual wheels optional on 3-Point 84 inch model, Standard on Pull-Type





Linde Forklifts (LPG & DIESEL)

- Available in 2.5 Tonne & 3 Tonne –(H25 & H30)
- Precise control and smooth handling –ensures less operator incidents and greater work capacity
- Ergonomic design – resulting in greater operator comfort
- Reduced fuel consumption
- Reduced maintenance intervals – so you get the job done in less time
- Fork Dimensions - 1.7x3.9x39.3 inches



JCB Rough Terrain

- Lift Capacity 10,000lbs
- Max Lift Height- 15/22ft
- Max Engine Power- 74hp 55kw
- 4W drive



Baoli (KBG 2.5ton) Forklift

- Load capacity-2500kg or 5511lbs
- Center load -500mm
- Fuel type-gasoline/lpg
- Lifting height-15.42ft
- Aile weidth-15ft
- Close height-7.36ft
- Free lift with carriage-4ft
- Forward & back tilt of 6 degrees
- Unit comes with side shifter





Baoli (KB 3.0ton) Forklift

- Load capacity-3000kg or 6613lbs
- Center load -500mm
- Fuel type-diesel
- Lifting height-15.42ft
- Aile width-15ft
- Close height-7.36ft
- Free lift with carriage-4ft
- Forward & back tilt of 6 degrees
- Unit comes with side shifter



Aisle-Master 44sg Forklift

- Load capacity-4400lbs or 1995kg
- Center load -500mm
- Fuel type-lpg & Electric
- Lifting height-18.4ft
- Aile width-10ft
- Close height-7.83ft
- Free lift with carriage-5ft
- Forward & back tilt of 3" back/1" forward
- Unit comes side shifter





Milwaukee Cordless Tools

Milwaukee Coring Drill & Compact Stand

- Cores 1 - 6-inch holes
- AutoStop technology
- Low speed: 790 RPM
- High speed: 1550 RPM
- Onboard LED level
- Onboard LED performance gauge
- Wet/dry coring
- Push button activation
- ONE-KEY compatible
- AUTOSTOP capabilities
- 2 LITHIUM battery packs
- Suction or Rig mounting stand 1–25-inch depth.



MX FUEL ROCKET Tower Light/Charger

- 27,000 lumens of light
- 8" All-Terrain Wheels provide easy transportation
- Impact-resistant, reinforced legs provide increased stability in uneven terrain
- 4 Adjustable light heads
- Motorized Mast deploys light heads up to 10 ft in height
- Integrated AC plug
- Integrated MX FUEL REDLITHIUM Battery Charger
- MX FUEL REDLITHIUM Battery is protected in lockable and sealed compartment
- ONE-KEY Compatible - Customize. Track. Manage.
- Portable & Rated for Indoor, Outdoor Use
- 3 Modes: High/Medium/Low



MX FUEL Demolition Breaker

Milwaukee MXF368-1XC MX FUEL Breaker

- Impact energy: 50 ft-lbs.
- Impact rate: 1,300 BPM
- Power supply: MX FUEL Red Lithium battery (MXFXC406)
- Chuck Size: 1-1/8 in. Hex
- Vibration-reduction system
- Soft-start
- Milwaukee One-Key tool tracking
- Battery level LED gauges (4-bar)
- Side carry handle
- Vibration: 4.9m/s²
- Dimensions (LxWxH): 32.2 x 25.1 x 11.6 in
- Includes: Carrying Cart (3600M)
- Three Bits 2 chisels, 1 maul point
- MX FUEL charger (MXFC)



RENT WITH CONFIDENCE

Why Renting from FTF Rentals is the best decision?

We rent quality maintained equipment supported by factory trained technicians. This minimizes breakdowns and costly downtime so the job gets done efficiently.






For all Rental Enquiries contact us at (868) 674-RENT (7368) or Whastapp (868) 323- RENT (7368)

For 24/7 Technical Support, call us on our hotline **(868) 323-RENT (7368)**.

Our dedicated technicians are on standby to serve you.



#17 Bhagoutie Trace, San Juan, Trinidad, W.I.
Fax: 868-674-7695

-  868-647-RENT (7368)
-  ftfrentals@ftfarfan.com
-  www.ftfarfan.com/equipmentrentals
-  @FTFRentals
-  ftfrentals

